

IMPORTANT FOR ALL STUDENTS TO COMPLETE AFTER AUGUST 18th

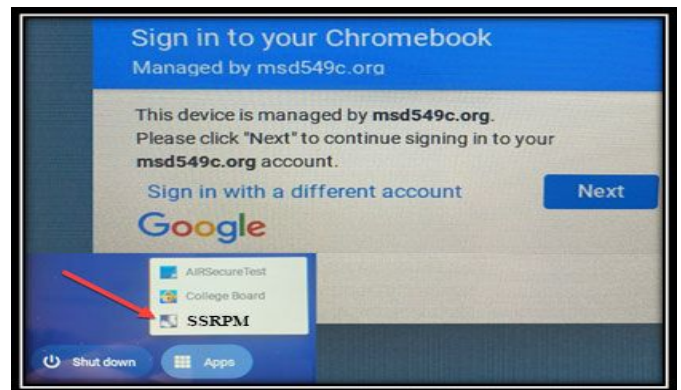
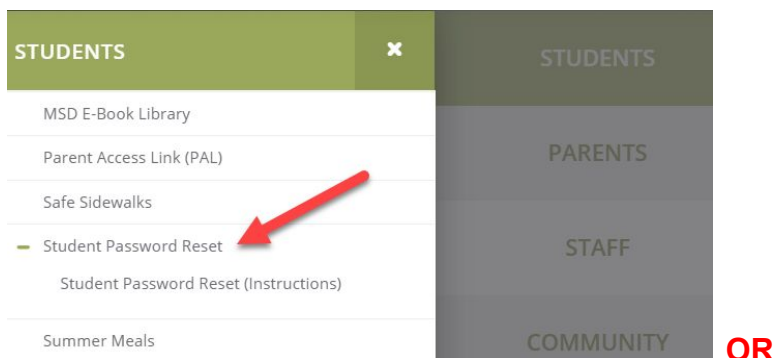
Student Self-Service Password Reset (SSRPM)

All students are required to reset their account password at the beginning of each school year. Below are the instructions on how to enroll in SSRPM and how to reset your password.

All students will access the Student Self-Service Password Reset (SSRPM) from the Apps sections on the Chromebook log on screen **or** from the Medford school district Website main page, under STUDENTS **or** by navigating to <https://msdpass03.medford.k12.or.us/> from any computer.

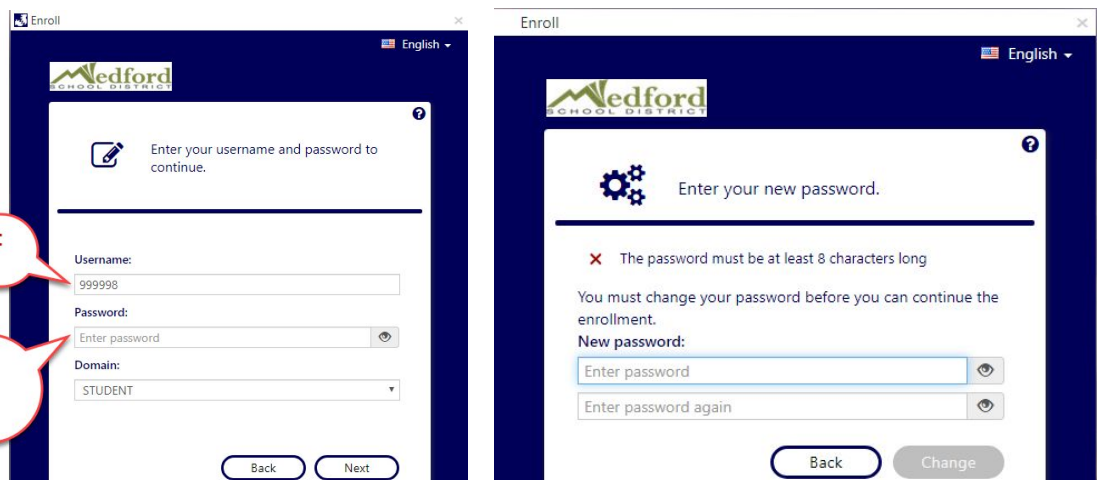
From the MSD website you will select: Students and then -Student Password Reset (below)

From a Chromebook: (below)



All students will follow the steps to Enroll in SSRPM and reset their password for the 20-21 school year

- 1) Click on 'Enroll' on the main screen
- 2) Enter your username and initial password and click on Next
 - * Username: Student ID number * Initial Password: birthdate in the format of mm-dd-yy
- 3) You will need to come up with a new password, enter it twice and then click on Change
- 4) You will now be prompted to select security questions and enter your answers.
 - a) Elementary students will require two questions and secondary students will require three questions.
- 5) Click on the Next after each screen until you are enrolled.



Enroll

English

Medford
SCHOOL DISTRICT

Choose and answer a question. During the password reset you will have to answer this question again.

1 2 3 4 5

Select question:

What is your oldest sibling's birthday month and year? (e. ▾)

Answer:

Enter your answer

Back Next

Select a question

Enter an answer that you will remember

If at any time during the year you experience technical difficulties please contact the Help desk at: 541-842-1111 or email at helpdesk@medford.k12.or.us